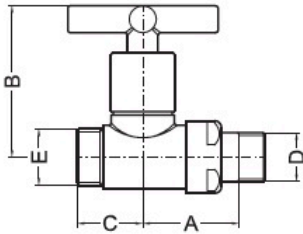



**General parameters**

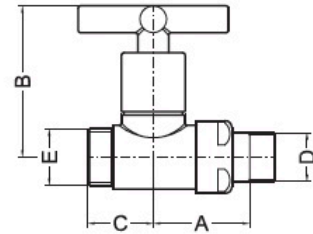
Max. working pressure	10 bar
Max. working temperature	100°C
Body material	brass EN 12165-CW617N
Connection	copper or plastic pipes

V435



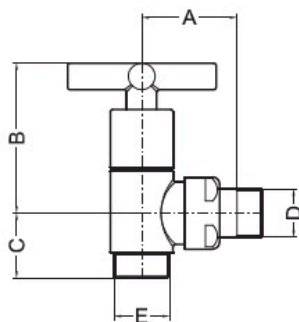
D	A	B	C	E
3/8"	41	65	26	24x19
1/2"	41	65	26	24x19

V436



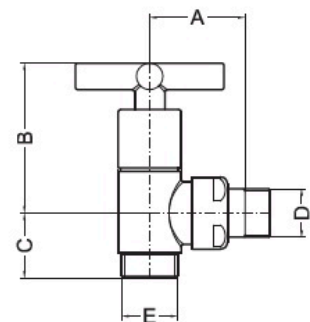
D	A	B	C	E
3/8"	41	65	26	24x19
1/2"	41	65	26	24x19

V431



D	A	B	C	E
3/8"	41	65	26	24x19
1/2"	41	65	26	24x19

V432



D	A	B	C	E
3/8"	41	65	26	24x19
1/2"	41	65	26	24x19